

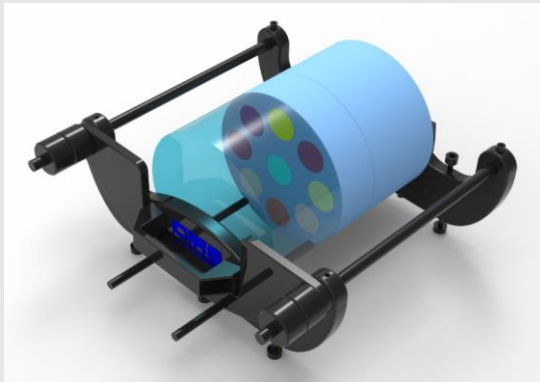
CIRS

Tissue Simulation & Phantom Technology

VISIT US AT RSNA, BOOTH 2300!

CIRS is pleased to attend RSNA's Annual Meeting in Chicago. Visit CIRS **Booth 2300** to learn more about our products for quality assurance, research and training.

Featured Product- Multi-Energy CT Phantom (MECT)




- Test tissue and contrast discrimination for iodine & calcium
- Test the quantitative accuracy of multi-energy CT applications
- Verify accuracy of clinical protocols for multi-energy analysis
- Works in progress



A SIMPLE COMPREHENSIVE PHANTOM FOR ROUTINE CESM QA

Contrast Enhanced Spectral Mammography Phantom


[Learn More](#)



EVALUATE FFDM SYSTEM PERFORMANCE

ACR Digital Mammography Phantom

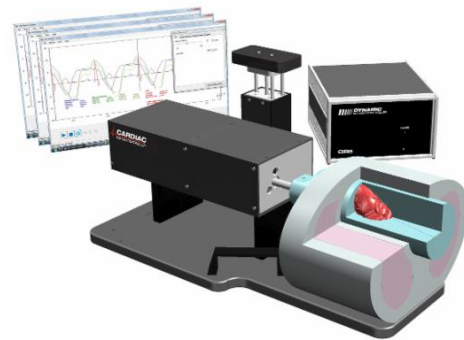
[Learn More](#)



**INCREASE PATIENT SAFETY &
IMPROVE IMAGE QUALITY**

ATOM Dosimetry Phantoms

[Learn More](#)



**PERFORM COMPREHENSIVE
EVALUATION OF CARDIAC IMAGING**

Dynamic Cardiac Phantom

[Learn More](#)

Visit CIRS Booth 2300!

Exhibit Hall Hours

Sunday, 11/25: 10 am - 5 pm

Monday, 11/26: 10 am - 5 pm

Tuesday, 11/27: 10 am - 5 pm

Wednesday, 11/28: 10 am - 5 pm

Thursday, 11/29: 10 am - 2 pm

[Visit our website](#)

CIRS, 900 Asbury Ave, Norfolk, VA 23513